

Read Free Shopsmith Maintenance Manual Planer

Shopsmith Maintenance Manual Planer

Thank you very much for downloading shopsmith maintenance manual planer. As you may know, people have look numerous times for their chosen readings like this shopsmith maintenance manual planer, but end up in harmful downloads.

Rather than enjoying a good book with a cup of coffee in the afternoon, instead they are facing with some harmful bugs inside their laptop.

shopsmith maintenance manual planer is available in our digital library an online access to it is set as public so you can get it instantly.

Our digital library hosts in multiple countries, allowing you to get

Read Free Shopsmith Maintenance Manual Planer

the most less latency time to download any of our books like this one.

Kindly say, the shopsmith maintenance manual planer is universally compatible with any devices to read

Using the Shopsmith Thickness Planer
How to NOT destroy your planer rollers (and stop the slipping)
Removing \u0026amp; Lubricating a Shopsmith Mark V Headstock
\u0026amp; V-Belt (Critical 25 Hour Run-Time Maintenance)
Restoring a Rusty Shopsmith Jointer using the Ol' WD-40 and Scotch-Brite® method
You Are (Probably) Waxing Your Shopsmith Mark V Wrong!
How To Remove Rust From A Jointer Table
Oiling the Shopsmith Mark V headstock
~~Shopsmith Sheave Lubrication~~
~~No Headstock Removal~~
~~Shopsmith~~

Read Free Shopsmith Maintenance Manual Planer

~~Tutorial 1 — Basic Setup~~

Shopsmith 10ER Episode 10 - Shopsmith's Service Bulletin Manual

Shopsmith MARK 7 Demonstration THE MOTHER OF ALL WOODWORKING TOOLS! ~~Thickness Planer Tune Up and~~

~~Maintenance~~

Fast and Easy Way to Sharpen Jointer and Planer Knives

What a Planer Should Sound Like. Signs of a Dull Planer ~~Antique~~

~~Planer STUMPED? Q&A: Lessons Learned from an Overly-Complicated Jig & the Evolution of the Table Saw~~ How To

Adjust Your Planer To Eliminate Sniping - WOOD magazine ~~Drum~~

~~Sander for the Shopsmith~~ WATCH THIS before buying a carbide helical (spiral/segmented) jointer/planer cutter head How to set the blade on a wooden plane.

How to Identify your Shopsmith

Read Free Shopsmith Maintenance Manual Planer

How to Tune a Shopsmith Bandsaw: Fine Woodworking Magazine
Lied to Us! Planer Posts Need Cleaning Homemade Shopsmith
Thickness Sander, AKA: Lathe-Mounted Surface Drum Sander
~~Episode 3 – Parts We Service During Repairs + Pro Tips Episode 15
– Routine Maintenance BUILD YOUR OWN SHOP SMITH
MARK V 510 Shopsmith Planer Sled Build Shopsmith
Maintenance Manual Planer~~

Shopsmith Owner Manuals Available For Download.

info@shopsmith.com (937) 890-5197. Shopping Cart. HOME;
MARK 7 / Mark V ... Planer Pulley Upgrade; Planer Maintenance
Planer Knives; Pro Planer Service Parts; MV Mounted Planer Svc
Parts; Plans Adirondack Quartet; Birdhouse Assortment ; Canopy
Glider Swing; Child's Glider Chair; Futon Sofabed; Hanging Porch
Swing; Lighthouse; Park Bench; Pet Bed ...

Read Free Shopsmith Maintenance Manual Planer

~~Shopsmith Product Manuals Available For Download~~

Mount the Professional Planer on Shopsmith equipment only. Also, use only Shopsmith parts and accessories on your Professional Planer. Mounting the Professional Planer on non-Shopsmith machinery or using non-Shopsmith parts will create a hazardous condition and will void your warranty.

~~WARNING - ShopSmith User Group~~

Manuals (Free to Download) Shopsmith Mark V/Mark 7 Information. Mark V Std Parts List (506KB) Mark V 500 Supplemental Information (17KB) Mark V 500 Rip Fence Manual 555646; Mark V 510 to 520 Upgrade (203KB) Mark V 520 Rip Fence Scale Upgrade (252KB) ...

Read Free Shopsmith Maintenance Manual Planer

~~Shopsmith Pro Planer Service Information~~

Shopsmith Maintenance Manual Planer Best Version [MOBI]
Shopsmith Jigsaw Manual - Terzocircolotermoli.gov.it Shopsmith
Jigsaw Manual Can Be Taken As Competently As Picked To Act.
Prentice Hall Science Explorer Grade 6 Guided Reading And Study
Workbook Answers, Physical Science Grade 10 Question Paper
March 2014 Read Online, Guided Reading Activity 1, Training
Needs Analysis Spreadsheet, Guided ...

~~Shopsmith Maintenance Manual Planer Best Version~~

Shopsmith Maintenance Manual Planer WARNING - ShopSmith
User Group Maintenance 28 Troubleshooting Guide 38 WARNING
Read the Safety section and complete the Setup procedures before

Read Free Shopsmith Maintenance Manual Planer







operating the Shopsmith Professional Planer Mount the Professional Planer on Shopsmith equipment only Also, use only Shopsmith parts and accessories on your Professional Planer MARK V
ALIGNMENT & MAINTENANCE ...

~~[eBooks] Shopsmith Maintenance Manual Planer~~

Shopsmith Pro Planer Manual Shopsmith MARK V Model 520
Summary Owner's Manual blades or discs come to a complete stop before removing stock and scraps. Turn off and unplug the Mark V before making adjustments, changing modes or performing maintenance. Make sure the switch is in the "off" position before plugging or unplugging the Mark V. Secure the headstock lock, carriage lock, table.

Read Free Shopsmith Maintenance Manual Planer

~~shopsmith pro planer manual — Free Textbook PDF~~

The shopsmith mount has an aluminum table that has a stainless steel top surface instead of the CI one on the stand mount(pro planer). I have obtained a 1 3/4 hp motor and someday will build a stand. That allows for faster rpm, but that would be unnecessary with the Mark 7. I am pleased with mine.       Goldie(Bought New SN 377425)/4" jointer/6" beltsander ...

~~manual feed planer — Shopsmith Forums~~

Shopsmith has two models of planers: the Thickness Planer and the Professional Planer. The Thickness Planer mounts on the Mark V(Figure 21-1)or a Shopsmith Power Stand. The Professional Planer has its own stand and motor (Figure 21-2). In terms of what it does, the planer might be the simplest power tool in a home

Read Free Shopsmith Maintenance Manual Planer

woodworking shop.

~~Planers Shopsmith~~

Service > Shopsmith Pro Planer > Pro Planer Parts Diagram Pro
Planer Service Parts Exploded Diagram Instructions Select ...
Manuals, Books, and DVD's Mark 7 / V Owners Manual; Power
Tool Woodworking Book; Self-Study Course; Mark 7 / V
Maintenance MarK V Motors; Mark 7 / V Service Parts ; Bandsaw
11" Bandsaw; Bandsaw Blades Carbon Steel Blades; Premium
Bandsaw Blades; Bandsaw Accessories Circle ...

~~Pro Planer Service Parts Diagram Shopsmith~~

Shopsmith Planers -- Loaded With Work-Saving, Results-
Enhancing Features As with all Shopsmith Special Purpose Tools,

Read Free Shopsmith Maintenance Manual Planer

your thickness planer offers great features to help you make everything you make -- better. Large 12" x 4" Capacity handles big lumber. All the throat capacity you need to smoothly and swiftly surface boards up to a foot wide ...

~~Shopsmith 12" Planer~~

Is there a manual for the jointer which I inherited along with this 'Greenie'? 2. Is there any maintenance other than waxing? It looks like just sealed bearings, but is there anything to be lubed? 3. The blade seems sharp enough, but it's pretty rusty. Should I disassemble to really de-rust? As always,---JC. Attachments IMG_1218 (Small).JPG (56.08 KiB) Viewed 7273 times. Greenie #317956 ...

Read Free Shopsmith Maintenance Manual Planer

~~Jointer Manual Disassemble Maintenance? Shopsmith Forums~~
Shopsmith Pro Planer Service Parts List. info@shopsmith.com
(937) 890-5197. Shopping Cart. HOME ; MARK 7 / Mark V ...
Assist with source materials such as diagrams, manuals, etc. Guide
you through part selection for a technical issue; Direct you to the
wealth of "Getting Started" Materials; Or even just to walk you
through how to get started! The Shopsmith Engineering Team is
lead by our ...

~~Shopsmith Pro Planer Service Parts List~~

This is the prescribed maintenance and lubrication procedure from
the 1962 manual, which generally still applies today. Remember to
always unplug your machine when performing maintenance and
opening the headstock. Maintenance and Lubrication TUBULAR

Read Free Shopsmith Maintenance Manual Planer

WAYS: Hard chrome plating requires an occasional cleaning with paint thinner followed by an application of paste wax rubbed to a polish. Be sure ...

~~Maintenance and Lubrication | ShopSmith Wiki | Fandom~~

There is a set of new set of Shopsmith planer blades available on Ebay, with a buy now option, for \$40 dollars compared to Shopsmith's current price of \$130 and they are labeled with a Shopsmith numeric designation, 505640 which includes a set of three. I can also read the Shopsmith name and number, 502902 on the blades.

~~Planer Blades | Shopsmith Forums~~

Forum for Maintenance and Repair topics. Feel free to ask questions

Read Free Shopsmith Maintenance Manual Planer

or contribute. Moderator: admin. Search Advanced search. 5 posts □
Page 1 of 1. crig Bronze Member Posts: 7 Joined: Fri Sep 23, 2016
7:32 pm. Year/ Owner's manual needed for 10ER? Post by crig »
Fri Jul 28, 2017 9:57 pm. Hi, just bought a used SS for \$150. Seems
to run great, whoever had it gave it a great blue paint job ...

~~Year/ Owner's manual needed for 10ER? — Shopsmith Forums~~
DVD's and videos for Shopsmith Mark V tuneup and repair.
Manuals for Shopsmith Mark V. Oils, lubes, cleaners. Tools. More
tools □ Both Eklund wrenches 5/32" and 3/32" \$ 15.00. Burnishing
file for motor contacts. \$ 3.25. Dasco Pro 1/8" roll pin punch. \$
6.00. Dasco Pro 3/16" rollpin punch. \$ 6.00. Eklund 3/32" T
handled Allen Wrench for speed control handle. \$ 7.95. Eklund
5/32"T handle hex ...

Read Free Shopsmith Maintenance Manual Planer

~~Jacob's Shopsmith Repair parts and manuals Store~~

Shopsmith Planer Manual Workbook, Calculus Clue Answers, Asi Pinta Oleo Jose M Parramon, Case 9030b Excavator Service, Bridging The Gap Teacher Edition Answer Key, Arduino Iot Temperature And Humidity With Esp8266 Wifi, Aprilia Scarabeo 300, Byzantine Art Collections Soviet Museums Introduction, Chapter 15 Study Chemistry Answers, 2th, 2020 Shopsmith Planer Blades Sharpening Manual Shopsmith ...

Copyright code : a4a16c0c383c7e8a37e58b197d7b846f